




Turning On / Off eCourse Closed Captioning

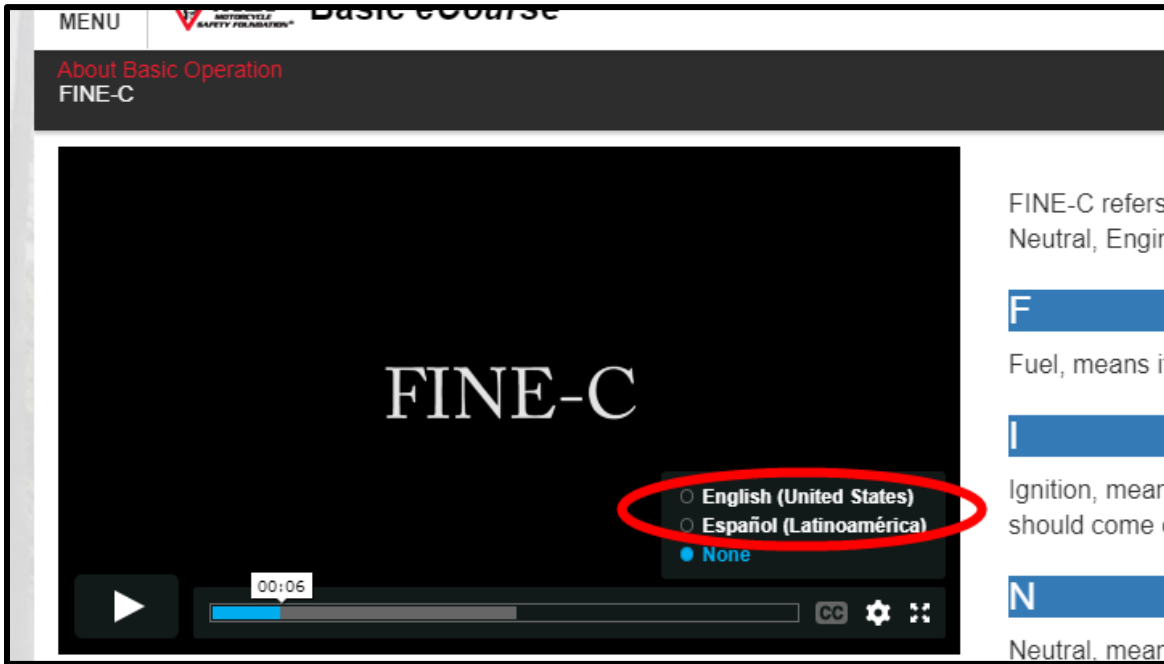
Your MSF eCourse is equipped with closed captioning in English and Spanish.

The closed captioning appears only on slides with an inset video, like the introduction slide, shown below.

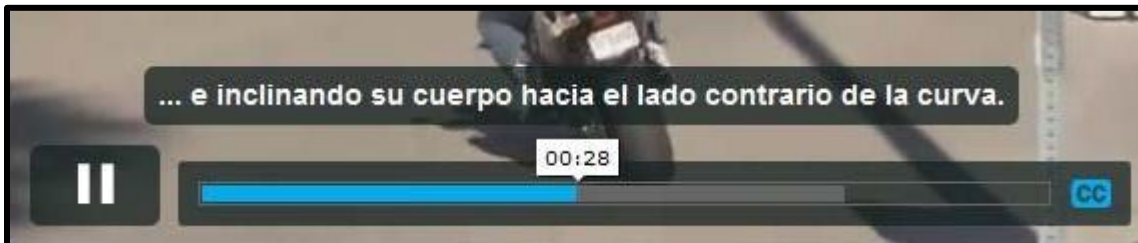
This screenshot shows the interface of the MSF Basic eCourse. At the top left, there is a "MENU" icon and the MSF logo. The title "Basic eCourse" is displayed. Below the title, the navigation menu includes "Course Introduction" and "RiderCourse Program Objectives". The main content area features a video player on the left showing two people standing in front of motorcycles. The video player has a play button, a progress bar, and a timestamp of "00:29". A red box highlights the "CC" icon in the bottom right corner of the video player. To the right of the video player, there is a text block that reads: "Welcome to the newest Basic RiderCourse. Completing the entire RiderCourse program will get you started on the road to safe and responsible riding. This course will introduce you to the basic physical and mental skills needed to ride a motorcycle, along with perceptual strategies and tips for staying safe on the road. We want motorcycling to become exactly what it should be for you: serious fun. Serious because there is some risk, and fun because motorcycling is an exhilarating form of transportation."



When a video begins, turn on closed captioning by clicking on "CC" in the lower right corner of the video bar and select your preferred language.



The captioning will begin immediately.







To turn off closed captioning, perform the same steps, but choose “None” in the language selection.



On the pages with still photographs, a red vertical line appears next to the text on the page and moves down each paragraph at the speed of the narration.


MENU  **Basic eCourse**

Course Introduction
About this online MSF Basic eCourse




This online eCourse provides important information to help you safely ride a motorcycle, but it's not a learn-to-ride course and is no substitute for a formal, hands-on skill training course.

You should not ride a motorcycle on the street unless you have successfully completed the Motorcycle Safety Foundation's hands-on Basic RiderCourse, and have met the requirements for a motorcycle permit, license or endorsement in your state or jurisdiction.

MENU  **Basic eCourse**

Course Introduction
About this online MSF Basic eCourse



This online eCourse provides important information to help you safely ride a motorcycle, but it's not a learn-to-ride course and is no substitute for a formal, hands-on skill training course.

You should not ride a motorcycle on the street unless you have successfully completed the Motorcycle Safety Foundation's hands-on Basic RiderCourse, and have met the requirements for a motorcycle permit, license or endorsement in your state or jurisdiction.

MSF Support Desk: msfsupport@msf-usa.org or 949 727-3227 x 3158

Monday – Friday 8:30am – 5:00pm Pacific Time **CLOSED WEEKENDS**